







Early Years Leader: Mrs Weatherston

Room Leader: Mrs Hurdwell

Pre-school	Autumn		Spring		Summer	
	Term 1	Term 2	Term 3	Term 4	Term 5	Term 6
Focus	<p>It's Good to be Me! (7 weeks)</p>  <p>Pre-School is a wonderful place to make new friends and to show them how good it is to be you! What makes you, you? Who or what is special to you? Do you like the same things as your friends? Does anybody look like you? In this topic you will learn all about each other and the amazing things that you can do!</p>	<p>Woodland Wonders (7 weeks)</p>  <p>Did you know that the woodland is full of hidden wonders? It hides amazing animals, crunchy leaves, prickly pinecones and many wonderful treasures? Have you ever seen a hedgehog snuffling along the ground or heard an owl high up in the trees? In this topic you will learn all about the wonders of nature as the Summer turns into Autumn and the woodland becomes a whole new world!</p>	<p>Down on the Farm! (6 weeks)</p>  <p>Have you ever been to a farm? It is a very busy place with lots of different animals. What do the animals eat? Where do they sleep? Do they have a job to do? Have you ever seen a cow being milked or a sheep having a haircut? In this topic you will learn all about what it is like on a farm and the very important jobs that the animals and the farmers do! You'll be in for a big surprise!</p>	<p>Are We There Yet? (6 weeks)</p>  <p>Where did you go on holiday? How did you get there? Have you ever sat in a lorry? Can an aeroplane go as fast as a train? How can you travel across the water? Have you ever seen the pattern made by the wheels of a car? In this topic you will learn about cars, lorries, aeroplanes and other types of vehicles. You will learn to float boats in the water tray and play diggers in the sand tray ... but where you travel is up to you!</p>	<p>Whatever Next! (7 weeks)</p>  <p>Have you ever wanted to go to the moon like Baby Bear? How do you think you would get there? What would you see? What would you take to eat in your picnic? Who would you take with you? In this topic you will learn all about Baby Bear's trip to the moon. You will go on your own adventure as you let your imagination take you to the moon and back!</p>	<p>Everyday Heroes (7 weeks)</p>  <p>Heroes don't just wear capes and masks and fly through the sky... everyday heroes come in all shapes and sizes. They make us better when we are poorly and they keep us safe at night. They help us to cross the road and some even rescue us if we are in danger. In this topic you will learn about the jobs people do that make them everyday heroes. You will get to dress up like them and you may even get to meet one or two!</p>
Main Story	Owl Babies	The Treasure Hunt	Duck in the Truck	Toy Boat	Whatever Next!	Vicky the Very Silly vet!
Role Play	Home Corner	Post Office	Farm Shop	Garage	Space Rocket	Doctors Surgery
PSED/CL	Rules and Routine Listening Skills	Harvest and Christmas Listening Skills	Phase 1 Phonics	Phase 1 Phonics, Easter Mothering Sunday	Phase 2 Phonics Father's Day	Phase 2 Phonics Aspirations

<p>Cognition Ignition</p> <p>'Wow Moment'</p>	<p>A Mystery box containing pictures/objects relating to a member of staff. Children guess who each adult each picture/object is about.</p>	<p>A present from Percy the Park Keeper arrives in the post- the book wrapped up with a letter and items from the story.</p>	<p>Arrival of a scarecrow with a letter and box containing the book and different farm animals.</p>	<p>A letter arrives sending children on a hunt around the grounds- different vehicles are hiding in different places.</p>	<p>A picnic basket arrives, inside the children will discover juice and biscuits and a note from Baby Bear attached to the book.</p>	<p>Children arrive in Pre-school to find a bandaged toy animal with a letter asking the children to help. In an envelope is a puzzle depicting the cover of the story 'Vicky the Very Silly Vet'</p>
<p>Themed Learning</p>	<p>WK 1: 'What Makes Me, Me?'</p> <p>WK 2: Playdough portraits.</p> <p>WK 3: Routines e.g. bedtime.</p> <p>WK 4: Something special to me!</p> <p>WK 5: Using our super senses to guess what's hiding!</p> <p>WK 6: Finger print painting.</p> <p>WK 7: Building homes with recycled materials.</p>	<p>WK 1: Autumn treasure hunt.</p> <p>WK 2: Woodland art-making pictures with natural objects.</p> <p>WK 3: Handprint hedgehogs.</p> <p>WK 4: Collage owl pictures using feathers and paint.</p> <p>WK 5: Mixing Autumn colours.</p> <p>WK 6: Christmas cards.</p> <p>WK 7: Christmas crafts</p>	<p>WK 1: Matching animals to their young.</p> <p>WK 2: Where does milk/wool come from?</p> <p>WK 3: Investigating eggs! Looking inside, smelling, touching and describing them.</p> <p>WK 4: Describe it find it... features of different farm animals.</p> <p>WK 5: Footprint vegetables/handprint animals.</p> <p>WK 6: Planting potatoes</p>	<p>WK 1: Children bring in pictures of their holiday- talking about different places and how they travelled</p> <p>WK 2: Building different vehicles using construction.</p> <p>WK 3: Making boats to float in the water tray.</p> <p>WK 4: Printing with toy different wheels.</p> <p>WK 5: Listening game- matching vehicle sounds to the correct vehicle.</p> <p>WK 6: Easter Cards</p>	<p>WK 1: Making rockets with bottles and tubes.</p> <p>WK 2: Making sandwiches for a picnic.</p> <p>WK 3: Using black paper and white/glitter paint to make splash 'starry' pictures.</p> <p>WK 4: Making stick puppets to retell the story.</p> <p>WK 5: 'Whatever Next' lotto game.</p> <p>WK 6: Cutting and sticking- things to take to the moon in a suitcase.</p> <p>WK 7: Story sequencing.</p>	<p>WK 1: Visit from the Police- asking questions and listening.</p> <p>WK 2: The importance of the song 'Brush your teeth' - learn the song 'Brush your teeth'</p> <p>WK 3: Everyday heroes counting and matching puzzle game.</p> <p>WK 4: What am I? Listening to clues and matching to the hero.</p> <p>WK 5: Painting pictures</p> <p>WK 6: Cutting out and creating role-play masks.</p> <p>WK 7: Who will help? Matching the correct hero to the problem.</p>
<p>Maths</p>	<p>WK 1: Reciting numbers in order</p> <p>WK 2: Counting- one to one correspondence</p> <p>WK 3: Sorting by category e.g. colour</p> <p>WK 4: Comparing by size</p> <p>WK 5: Counting</p> <p>WK 6: Number recognition</p> <p>WK 7: Number formation</p>	<p>WK 1: Counting- one to one correspondence</p> <p>WK 2: Positional Language</p> <p>WK 3: 2D Shape</p> <p>WK 4: Counting</p> <p>WK 5: Comparing two groups with different amounts</p> <p>WK 6: Matching quantity to the correct numeral</p> <p>WK 7: Number Formation</p>	<p>WK 1: Counting- one to one correspondence</p> <p>WK 2: Representing number</p> <p>WK 3: Counting from different starting points within 10</p> <p>WK 4: Sorting by category e.g. length</p> <p>WK 5: Counting forwards and backwards</p> <p>WK 6: Number recognition</p>	<p>WK 1: Counting objects which cannot be moved</p> <p>WK 2: Matching quantity to the correct numeral</p> <p>WK 3: Estimating and checking</p> <p>WK 4: Using Language to talk about 2D shapes</p> <p>WK 5: One more</p> <p>WK 6: Number Formation</p>	<p>WK 1: Counting two groups to find a total</p> <p>WK 2: Positional Language</p> <p>WK 3: Sorting by category e.g. shape</p> <p>WK 4: Using numbers identify how many objects are in a set</p> <p>WK 5: Counting</p> <p>WK 6: Number Formation</p>	<p>WK 1: Counting forwards and backwards</p> <p>WK 2: Number recognition</p> <p>WK 3: Counting an amount out from a larger group</p> <p>WK 4: Matching number to quantity</p> <p>WK 5: Comparing objects</p> <p>WK 6: Problem solving</p> <p>WK 7: Number Formation</p>

NB: Daily Maths sessions is an area taught in the context of practical play situations along with counting songs during singing sessions.

Daily Communication, Language and Listening skills are taught in the context of a small group time session. This will then progress onto phase 1 and phase 2 phonics sessions.